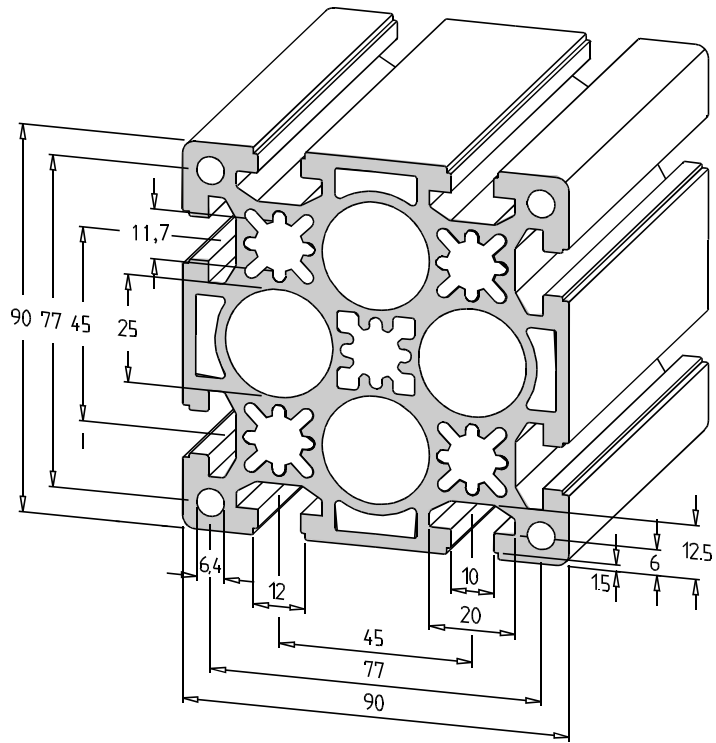
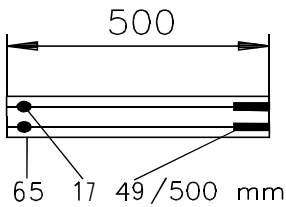










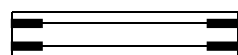

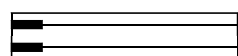



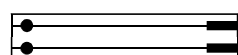











90 x 90



	4 x 6000 mm			65 00 00/..... mm
	1 x 6000 mm			65 00 01/..... mm
				65 02 02/..... mm
				65 17 02/..... mm
				65 17 17/..... mm
	M8x20 (4x)			65 43 02/..... mm
	M8x20 (4x)		M8x20 (4x)	65 43 43/..... mm
	M14x100 (4x)			65 49 02/..... mm
	M14x100 (4x)		M14x100 (4x)	65 49 49/..... mm
			 M8x20 (4x)	65 17 43/..... mm
			 M14x100 (4x)	65 17 49/..... mm
	45°			65 37 02/..... mm
	45°		45°	65 37 37/..... mm

Nach Bearbeitungsliste Seite 3.0.5–3.0.6 bzw. nach Ihrer Skizze

Compare outline of end finishing page 3.0.5–3.0.6, res. according to your own sketch

65 99 99/..... mm

Selon sommaire de usinage des extrémités page 3.0.5–3.0.6, ou bien votre propre dessin

Conforme a la tabella de la lavorazione delle estremità pagina 3.0.5–3.0.6, rispet. schizzo costruttivo

Ver lista de mecanizar los extremos pag. 3.0.5–3.0.6, o bien segun un esbozo de Ud.